

Helicity difference in $\vec{\gamma}\vec{p} \rightarrow p\pi^+\pi^-$ production with CLAS spectrometer at the JLab

Sungkyun Park

on behalf of CLAS collaboration

Florida State University

NStar 2011

May 19, 2011

Supported by Department of Energy



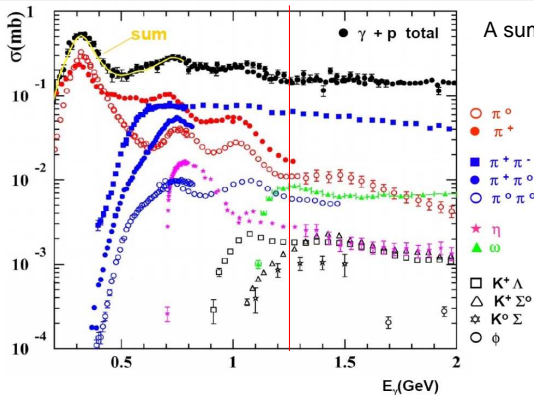
Outline

- 1 **Motivation**
 - The motivation for the $\pi^+\pi^-$ photoproduction
 - Polarization observables
- 2 **FROST Experiment**
 - The CLAS at JLab
 - The FROzen-Spin Target (FROST)
 - The FROST-g9a run Period
- 3 **Parameter**
 - Particle identification
 - Dilution factor
- 4 **The Preliminary results**

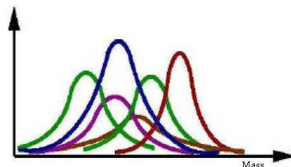
Outline

- 1 **Motivation**
 - The motivation for the $\pi^+\pi^-$ photoproduction
 - Polarization observables
- 2 FROST Experiment
 - The CLAS at JLab
 - The FROzen-Spin Target (FROST)
 - The FROST-g9a run Period
- 3 Parameter
 - Particle identification
 - Dilution factor
- 4 The Preliminary results

The motivation for the $\pi^+\pi^-$ photoproduction



A summary of photoproduction cross section



- The cross section of the $\pi^+\pi^-$ photoproduction dominates above $W \approx 1.8\text{GeV}$
 - The excited states are found as broadly overlapping resonances
- The polarization observables can isolate single resonances from other interference terms

The differential cross section for $\gamma p \rightarrow p\pi^+\pi^-$

The differential cross section for $\gamma p \rightarrow p\pi^+\pi^-$

(without measuring the polarization of the recoiling nucleon)

$$\frac{d\sigma}{dx_i} = \sigma_0 \left\{ (1 + \vec{\Lambda}_i \cdot \vec{P}) + \delta_{\odot} (\mathbf{I}^{\odot} + \vec{\Lambda}_i \cdot \vec{P}^{\odot}) \right. \\ \left. + \delta_I [\sin 2\beta (\mathbf{I}^s + \vec{\Lambda}_i \cdot \vec{P}^s) + \cos 2\beta (\mathbf{I}^c + \vec{\Lambda}_i \cdot \vec{P}^c)] \right\}$$

- σ_0 : The unpolarized cross section
- β : The angle between the direction of polarization and the x-axis
- $\delta_{\odot, I}$: The degree of polarization of the photon beam $\Rightarrow \delta_{\odot}$, and δ_I
- $\vec{\Lambda}_i$: The polarization of the initial nucleon $\Rightarrow (\Lambda_x, \Lambda_y, \Lambda_z)$
- $\mathbf{I}^{\odot, s, c}$: The observable arising from use of polarized photons $\Rightarrow \mathbf{I}^{\odot}, \mathbf{I}^s, \mathbf{I}^c$
- \vec{P} : The polarization observable $\Rightarrow (\mathbf{P}_x, \mathbf{P}_y, \mathbf{P}_z) (\mathbf{P}_x^{\odot}, \mathbf{P}_y^{\odot}, \mathbf{P}_z^{\odot}) (\mathbf{P}_x^s, \mathbf{P}_y^s, \mathbf{P}_z^s) (\mathbf{P}_x^c, \mathbf{P}_y^c, \mathbf{P}_z^c)$

15 Observables

Polarization observables

The circularly-polarized beam $\rightarrow \delta_I = 0$

The longitudinally-polarized target $\rightarrow \Lambda_x = \Lambda_y = 0$

$$\frac{d\sigma}{dx_i} = \sigma_0 \left\{ (1 + \Lambda_z \cdot \mathbf{P}_z) + \delta_{\odot} (\mathbf{I}^{\odot} + \Lambda_z \cdot \mathbf{P}_z^{\odot}) \right\} \quad 3 \text{ Observables}$$

\mathbf{I}^{\odot} only is published and small and sensitive

The linearly-polarized beam $\rightarrow \delta_{\odot} = 0$

The longitudinally-polarized target $\rightarrow \Lambda_x = \Lambda_y = 0$

$$\frac{d\sigma}{dx_i} = \sigma_0 \left\{ (1 + \vec{\Lambda}_z \cdot \vec{\mathbf{P}}_z) + \delta_I [\sin 2\beta (\mathbf{I}^s + \vec{\Lambda}_z \cdot \vec{\mathbf{P}}_z^s) + \cos 2\beta (\mathbf{I}^c + \vec{\Lambda}_z \cdot \vec{\mathbf{P}}_z^c)] \right\} \quad 5 \text{ Observables}$$

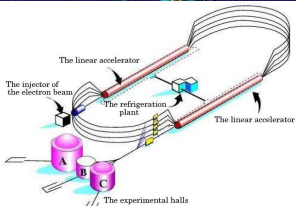
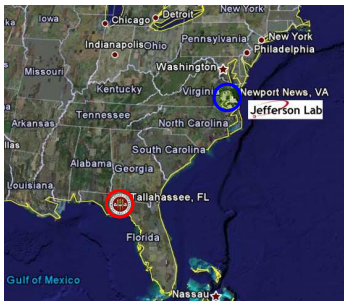
Outline

- 1 Motivation
 - The motivation for the $\pi^+\pi^-$ photoproduction
 - Polarization observables
- 2 **FROST Experiment**
 - The CLAS at JLab
 - The FROzen-Spin Target (FROST)
 - The FROST-g9a run Period
- 3 Parameter
 - Particle identification
 - Dilution factor
- 4 The Preliminary results

Motivation
FROST Experiment
Parameter
The Preliminary results

The CLAS at JLab
The FROzen-Spin Target (FROST)
The FROST-g9a run Period

Jefferson laboratory in Newport News, VA



The continuous electron beam accelerator facility (CEBAF) can deliver a continuous electron beam up to 6 GeV.

CEBAF Large Acceptance Spectrometer (CLAS)

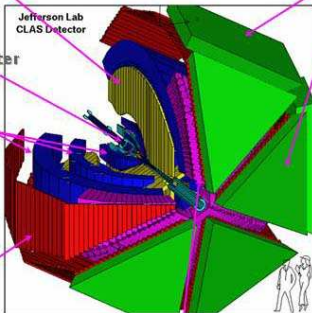


Torus magnet
6 superconducting coils

Electromagnetic calorimeters
Lead/scintillator, 1296 photomultipliers


target + start counter

Drift chambers
argon/CO₂ gas, 35,000 cells

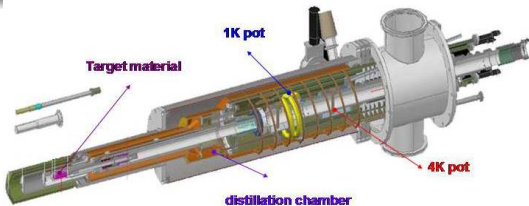


Time-of-flight counters
plastic scintillators, 684 photomultipliers

Gas Cherenkov counters


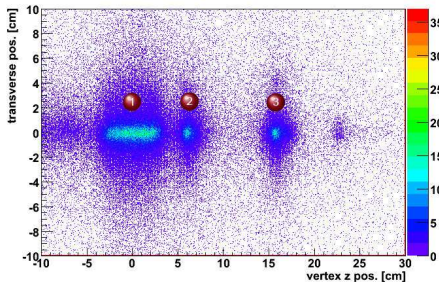


The FROzen-Spin Target (FROST)



28 mK (w/o beam) and 30mK (w/ beam)

vertex cut



The magnets in the FROST experiment

- (a) The longitudinal holding magnet. (About 0.5 T)
- (b) The transversal holding magnet. (March 2010 - August 2010)
- (c) The polarizing magnet. (5 Tesla solenoid)

- 1 Polarized Butanol (C_4H_9OH) ($L=5.0$ cm, $\phi=1.5$ cm) ~ 5 g
- 2 Carbon (^{12}C) ($L=0.15$ cm) (6 cm from CLAS center)
- 3 Polyethylene (CH_2) ($L=0.35$ cm) (16 cm from CLAS center)

L: The length and ϕ : The diameter



The FROST-g9a run Data

The FROST run period: Nov. 3, 2007 - Feb. 12, 2008
Data set: 35 TBytes

Production data

Target:

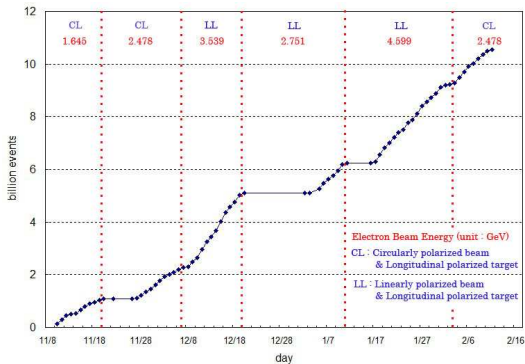
- Longitudinal polarized target
- Average target polarization
~ 82% (+Pol) and 85% (-Pol)

Photon beam:

- Circularly and linearly polarized photon beam
0.5 - 4.5 GeV
- Electron beam polarization ~ 85%

Trigger: - at least one charged particle in CLAS

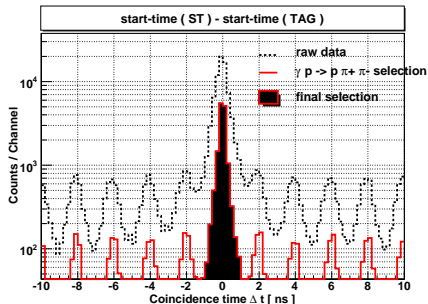
10.5 Billion events



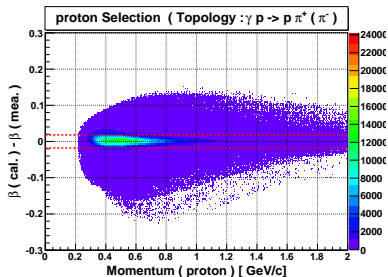
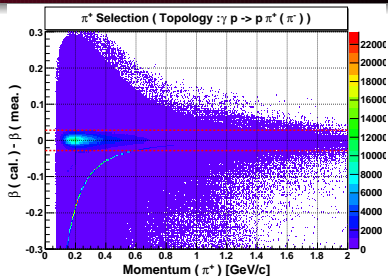
Outline

- 1 Motivation
 - The motivation for the $\pi^+\pi^-$ photoproduction
 - Polarization observables
- 2 FROST Experiment
 - The CLAS at JLab
 - The FROzen-Spin Target (FROST)
 - The FROST-g9a run Period
- 3 **Parameter**
 - Particle identification
 - Dilution factor
- 4 The Preliminary results

Particle identification ($\vec{\gamma}$, p , π^+ , π^-)

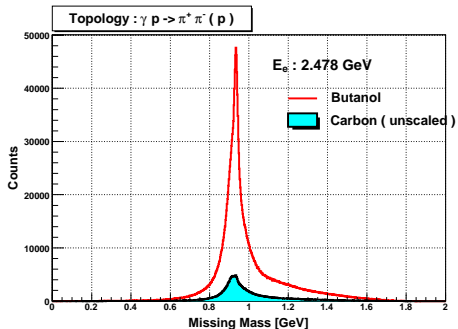
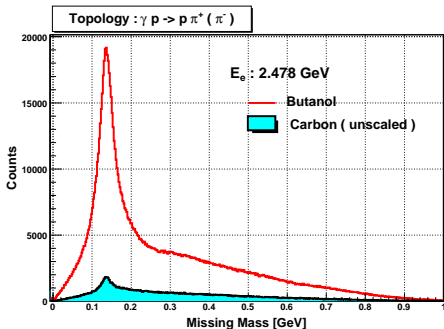


- ◇ Coincidence Time : $|\Delta t| < 1.2$ [ns]
- ◇ Particle identification
 - Proton : $|\Delta\beta| < 0.01882$
 - π^+ : $|\Delta\beta| < 0.0285$
 - π^- : $|\Delta\beta| < 0.0264$

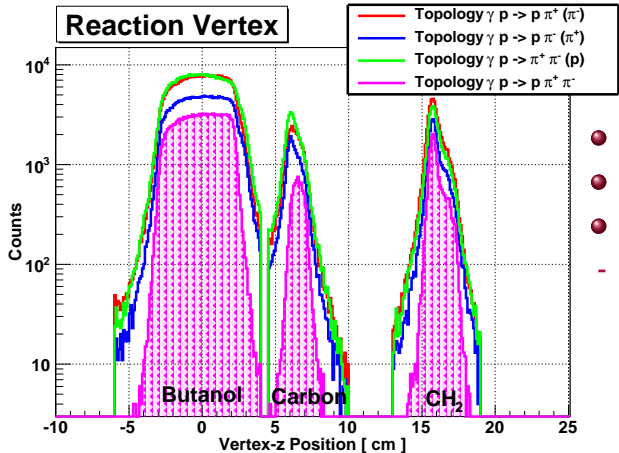


The four different topologies of $\gamma p \rightarrow p \pi^+ \pi^-$

- ◇ The topology : $\gamma p \rightarrow p \pi^+ (\pi^-)$
- ◇ The topology : $\gamma p \rightarrow p \pi^- (\pi^+)$
- ◇ The topology : $\gamma p \rightarrow \pi^+ \pi^- (p)$
- ◇ The topology : $\gamma p \rightarrow p \pi^+ \pi^-$

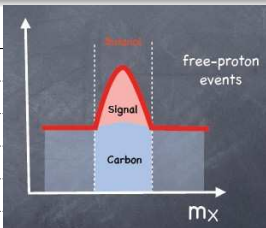
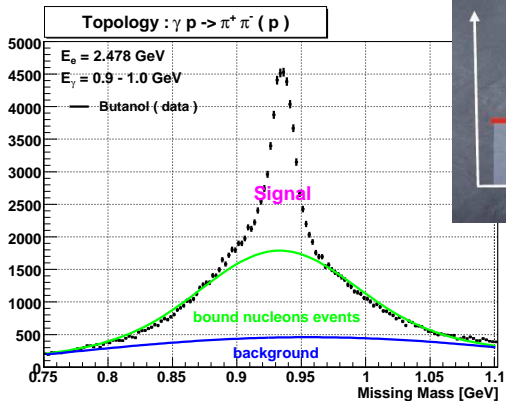


Three kinds of targets



- Butanol events from $Z \in [-6,4]$ cm, $r < 3$ cm
- Carbon events from $Z \in [4.5,10]$ cm, $r < 3$ cm
- CH_2 events from $Z \in [13,19]$ cm, $r < 3$ cm
- There is butanol background under carbon.

Dilution factor



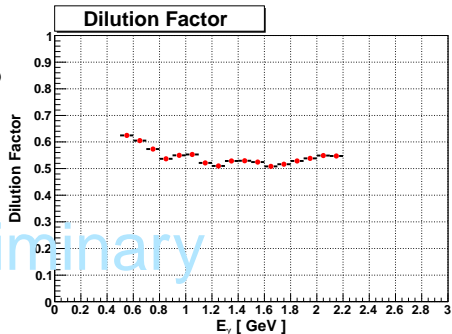
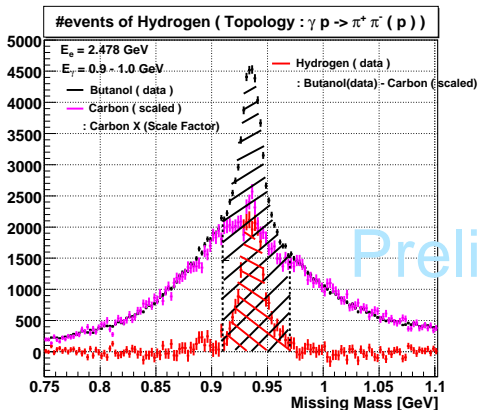
Butanol(C_4H_9OH)

- ◇ Polarized Hydrogen
- ◇ Unpolarized Carbon
- ◇ Unpolarized Oxygen

$$\text{Dilution factor} = \frac{\sigma_H}{\sigma_{C_4H_9OH}} = \frac{N_{\text{butanol}} - N_{\text{carbon}} \cdot S}{N_{\text{butanol}}}$$

(S : Scale Factor-> Normalization factor btw butanol and carbon target)

Dilution factor



$$\text{Dilution factor} = \frac{(\text{AREA}) \text{ of } N_{\text{Hydrogen}}}{(\text{AREA}) \text{ of } N_{\text{Butanol}}}$$

Outline

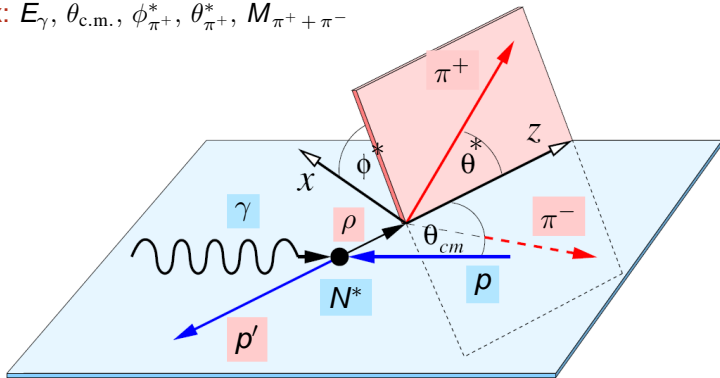
- 1 Motivation
 - The motivation for the $\pi^+\pi^-$ photoproduction
 - Polarization observables
- 2 FROST Experiment
 - The CLAS at JLab
 - The FROzen-Spin Target (FROST)
 - The FROST-g9a run Period
- 3 Parameter
 - Particle identification
 - Dilution factor
- 4 The Preliminary results

Photoproduction of $\pi^+\pi^-$ off the proton: Kinematics

The $\pi^+\pi^-$ in the final state require 5 independent variables!

$$\gamma p \rightarrow N^* \rightarrow p' \rho \rightarrow p' \pi^+ \pi^-$$

ex: $E_\gamma, \theta_{\text{c.m.}}, \phi_{\pi^+}^*, \theta_{\pi^+}^*, M_{\pi^+ + \pi^-}$



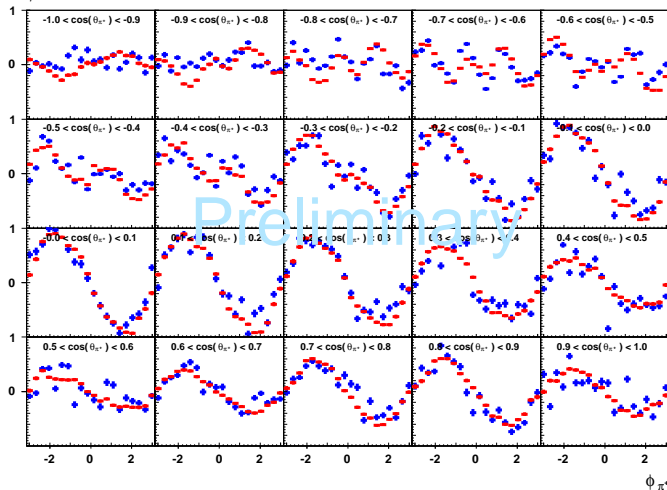
Polarization observable I^S

$$\begin{aligned} \frac{d\sigma(\Rightarrow)}{dx_i} + \frac{d\sigma(\Leftarrow)}{dx_i} &= \\ &= 2 \cdot \sigma_0 \{ 1 + \delta_I [\sin 2\beta (I^S) + \cos 2\beta (I^C)] \} \end{aligned}$$

- σ_0 : The unpolarized cross section
- β : The angle between the direction of polarization and the x-axis

Comparison of observable I^S with another data

E_γ : 1250 - 1300 MeV (comparison with g8b data)



- ◇ g9a (FROST)
 polarized beam
 polarized target
 (butanol)
- ◇ g8b
 polarized beam
 unpolarized target
 (liquid hydrogen)
 - previous presentation
- ◇ ϕ_{π^+} : the π^+ azimuthal angle
- ◇ θ_{π^+} : the π^+ polar angle
 (in the rest frame
 of the $\pi^+ \pi^-$ system)

Polarization observable P_z^\odot

$$P_z^\odot = \frac{1}{f \cdot \delta_\odot \cdot \Lambda_z} \frac{\left(N(\rightarrow\Rightarrow) + N(\leftarrow\Leftarrow) \right) - \left(N(\rightarrow\Leftarrow) + N(\leftarrow\Rightarrow) \right)}{\left(N(\rightarrow\Rightarrow) + N(\leftarrow\Leftarrow) \right) + \left(N(\rightarrow\Leftarrow) + N(\leftarrow\Rightarrow) \right)}$$

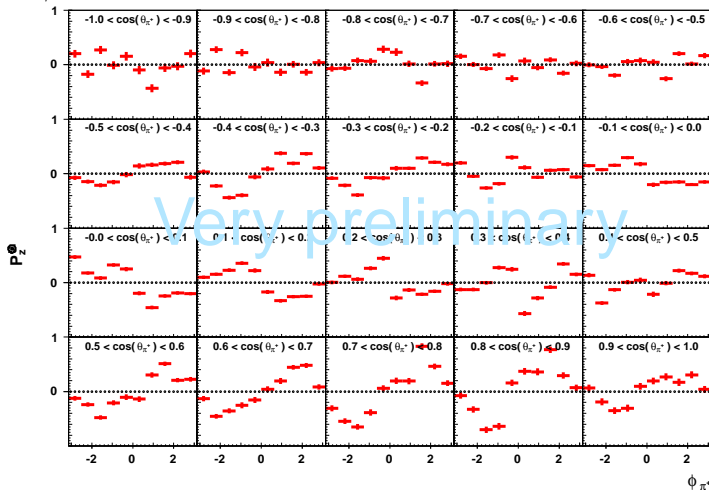
- f - dilution factor ≈ 0.56 (10 %)
- δ_\odot - beam polarization
- Λ_z - target polarization ≈ 0.85 (5 %)
- $N(\rightarrow\Rightarrow)$ - the number of events

with the circular beam polarization and longitudinal target polarization

\rightarrow and \leftarrow : beam spin
 \Rightarrow and \Leftarrow : target spin

The asymmetry plot for P_z

E_γ : 700 - 800 MeV

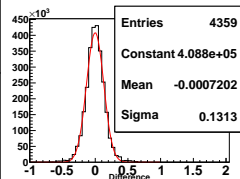


Data used

- ◇ E_e : 1.645 GeV
- ◇ E_e : 2.478 GeV
- ◇ Average

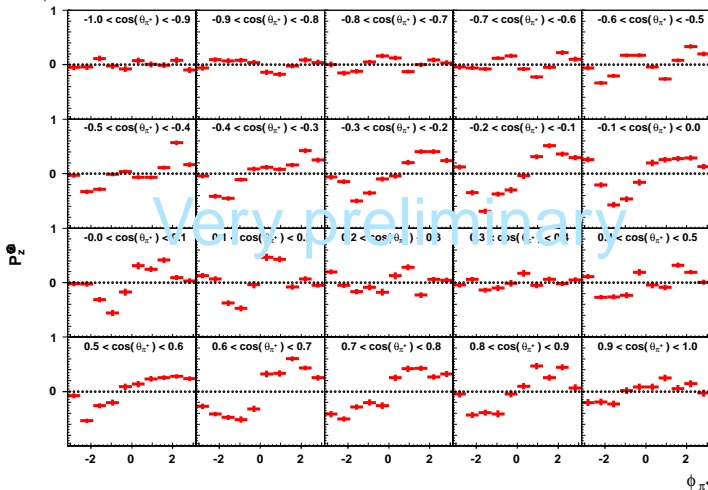
Difference

btw average and data



The asymmetry plot for P_z^\odot

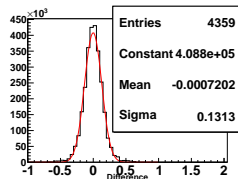
E_γ : 1000 - 1100 MeV



Data used

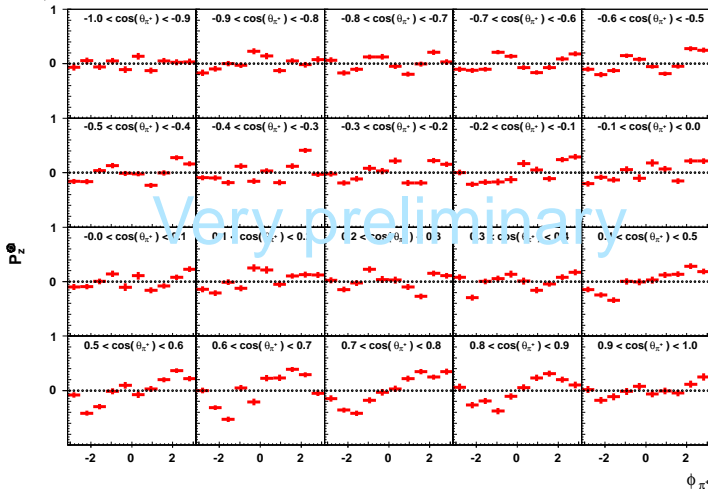
- ◇ E_e : 1.645 GeV
- ◇ E_e : 2.478 GeV
- ◇ Average

Difference
 btw average and data



The asymmetry plot for P_z

E_γ : 1200 - 1300 MeV

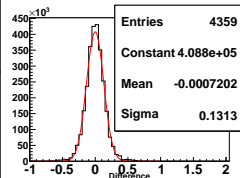


Data used

- ◇ E_e : 1.645 GeV
- ◇ E_e : 2.478 GeV
- ◇ Average

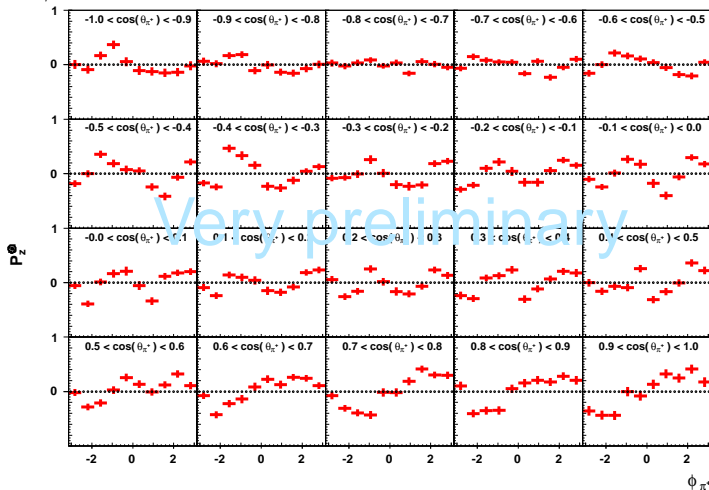
Difference

btw average and data



The asymmetry plot for P_z

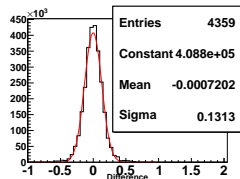
E_γ : 1500 - 1600 MeV



Data used

- ◇ E_e : 1.645 GeV
- ◇ E_e : 2.478 GeV
- ◇ Average

Difference
 btw average and data



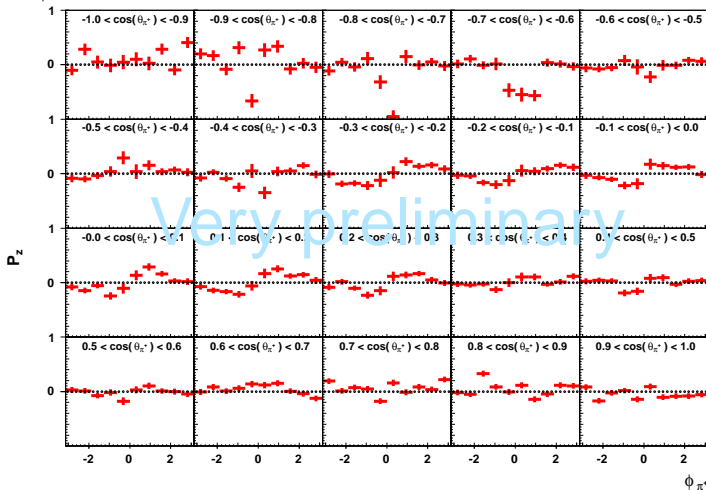
Polarization observable P_z

$$P_z = \frac{1}{f \cdot \Lambda_z} \frac{N(\Rightarrow) - N(\Leftarrow)}{N(\Rightarrow) + N(\Leftarrow)}$$

- f - dilution factor ≈ 0.56 (10 %)
- Λ_z - target polarization ≈ 0.85 (5 %)
- $N(\Rightarrow)$ - the number of events with the longitudinal target polarization
 \Rightarrow and \Leftarrow : target spin

The asymmetry plot for P_z

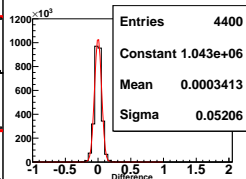
$E_\gamma : 500 - 600 \text{ MeV}$



Data used

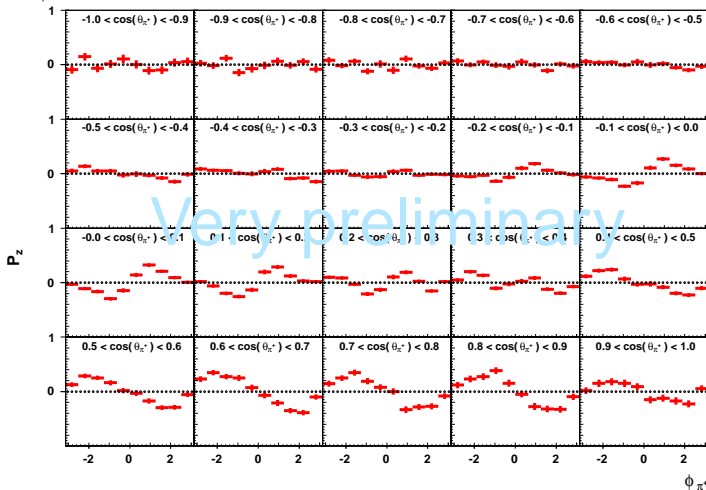
- ◇ $E_e : 1.645 \text{ GeV}$
- ◇ $E_e : 2.478 \text{ GeV}$
- ◇ Average

Difference
 btw average and data



The asymmetry plot for P_z

E_γ : 700 - 800 MeV

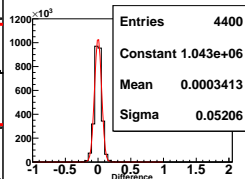


Data used

- ◇ E_e : 1.645 GeV
- ◇ E_e : 2.478 GeV
- ◇ Average

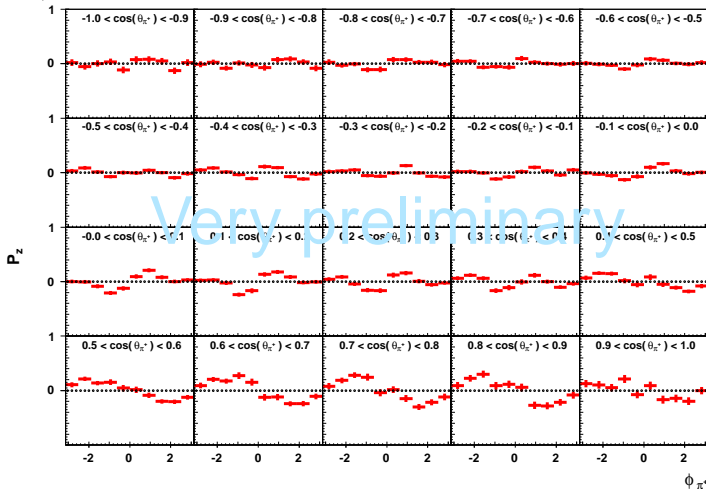
Difference

btw average and data



The asymmetry plot for P_z

E_γ : 800 - 900 MeV

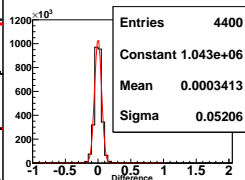


Data used

- ◇ E_e : 1.645 GeV
- ◇ E_e : 2.478 GeV
- ◇ Average

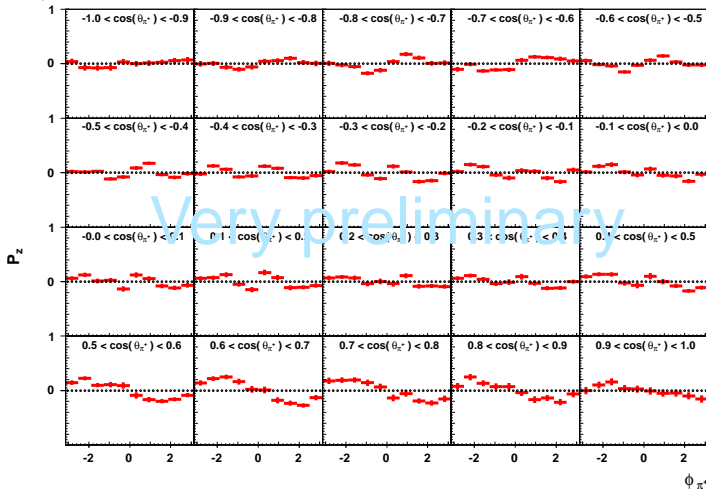
Difference

btw average and data



The asymmetry plot for P_z

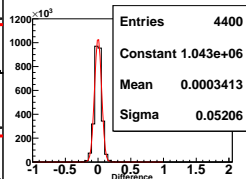
E_γ : 900 - 1000 MeV



Data used

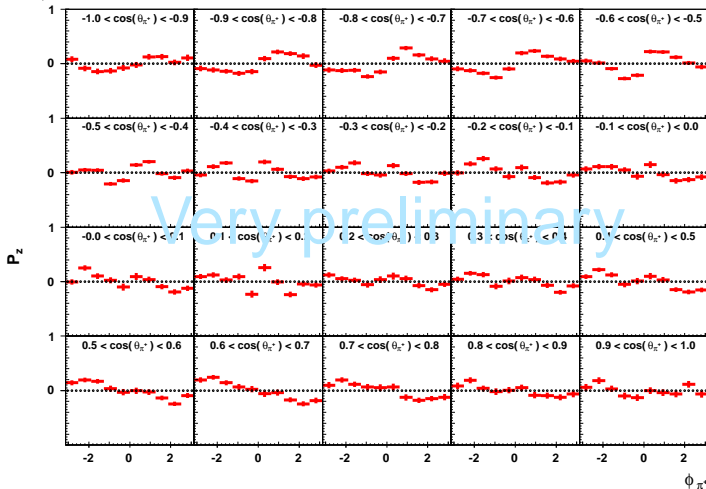
- ◇ E_e : 1.645 GeV
- ◇ E_e : 2.478 GeV
- ◇ Average

Difference
 btw average and data



The asymmetry plot for P_z

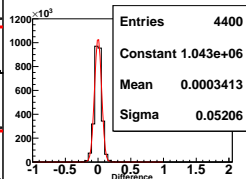
E_γ : 1000 - 1100 MeV



Data used

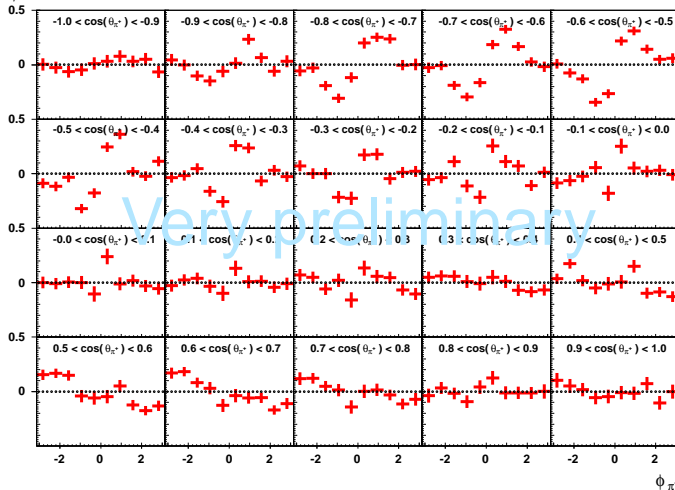
- ◇ E_e : 1.645 GeV
- ◇ E_e : 2.478 GeV
- ◇ Average

Difference
 btw average and data



The asymmetry plot for P_z

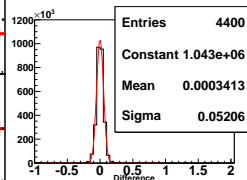
$E_\gamma : 1100 - 1200 \text{ MeV}$



Data used

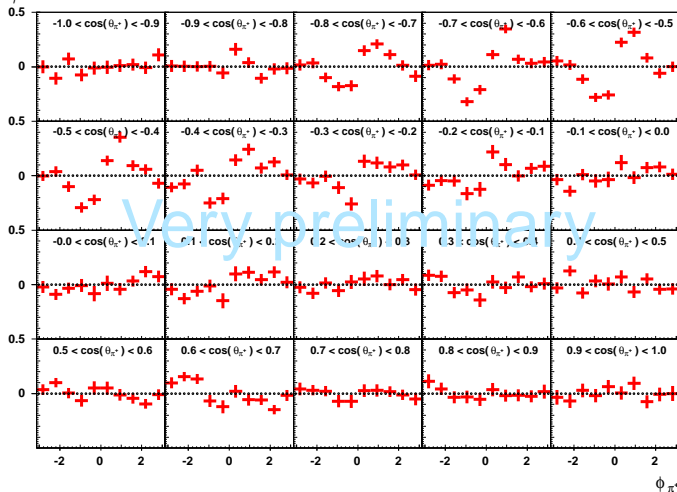
- ◇ $E_e : 1.645 \text{ GeV}$
- ◇ $E_e : 2.478 \text{ GeV}$
- ◇ Average

Difference
 btw average and data



The asymmetry plot for P_z

$E_\gamma : 1200 - 1300 \text{ MeV}$

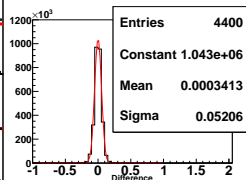


Data used

- ◇ $E_e : 1.645 \text{ GeV}$
- ◇ $E_e : 2.478 \text{ GeV}$
- ◇ Average

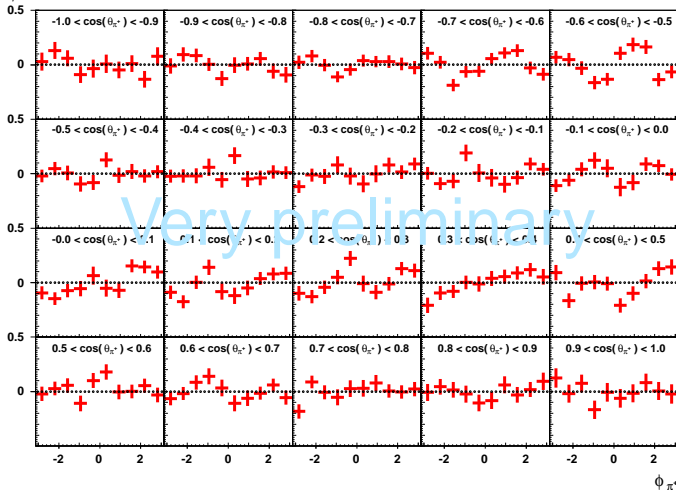
Difference

btw average and data



The asymmetry plot for P_z

$E_\gamma : 1500 - 1600 \text{ MeV}$

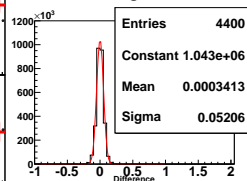


Data used

- ◇ $E_e : 1.645 \text{ GeV}$
- ◇ $E_e : 2.478 \text{ GeV}$
- ◇ Average

Difference

btw average and data



Summary

- ◇ Comparison of observable I^S with another data
- ◇ Preliminary results for P_z^\odot and P_z in $\pi^+ \pi^-$ photoproduction

In future,

- ◇ Results for I^\odot in $\pi^+ \pi^-$ photoproduction
- ◇ Comparison of observable I^\odot with the published data

Back up

One of the Goals of the N^* Program ...

Search for *missing* or yet unobserved resonances

Quark models predict many more baryons than have been observed

	****	***	**	*
N Spectrum	11	3	6	2
Δ Spectrum	7	3	6	6

→ according to PDG

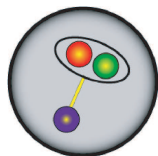
(Phys. Lett. B **667**, 1 (2008))

→ little known

(many open questions left)

Possible solutions:

1. Quark-diquark structure



one of the
 internal degrees
 of freedom
 is frozen

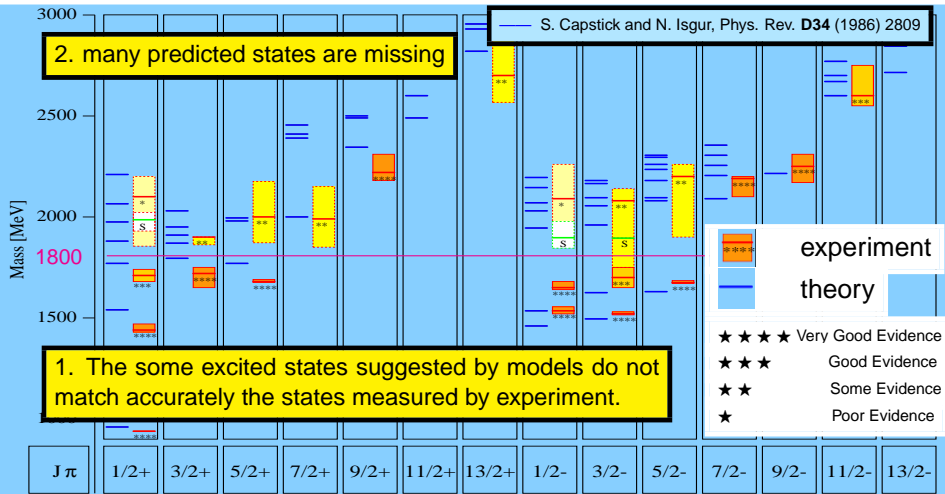
2. Have not been observed, yet

Nearly all existing data result from
 πN scattering experiments

→ If the missing resonances did not couple to
 $N\pi$, they would not have been discovered!!

The excited states of the nucleon

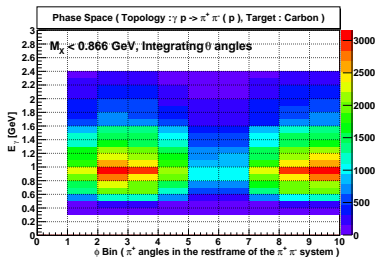
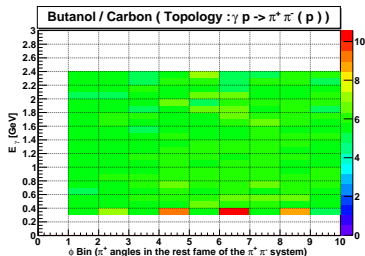
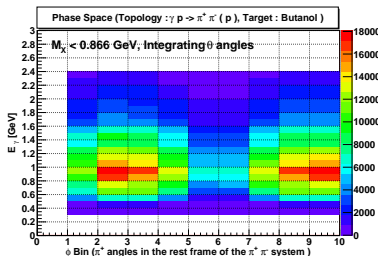
Constituent quark models: N^* resonances (Isospin $\frac{1}{2}$)



The Frozen-Spin Target - Summary of Results

	Expectation	Result
Base temperature:	50 mK	28 mK (w/o beam) 30 mK (w/ beam)
Cooling Power:	10 μ W (Frozen) 20 mW (Polarizing)	800 μ W @ 50mK 60mW @ 300 mK
Polarization:	80 %	+ 82 % - 85 %
1/e Relaxation Time:	500 hours	2700 hours (+ Pol.) 1600 hours (-Pol.)

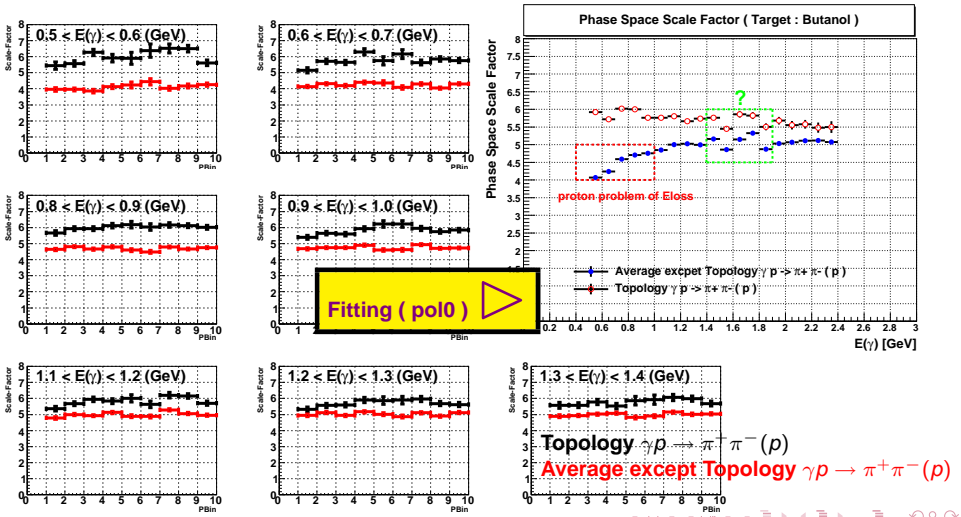
Butanol/Carbon Normalization - Scale Factor



- 1 Selecting phase space with bound nucleon events in the butanol and carbon
- 2 Diving bound nucleon events from the butanol by the carbon.

$$\text{Scale Factor} = \frac{\text{phase_space}_{(\text{Butanol})}}{\text{phase_space}_{(\text{Carbon})}}$$

Butanol/Carbon Normalization - Scale Factor

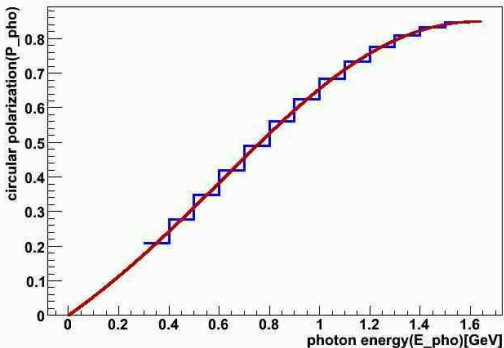


the beam and target polarization

- ◇ Target polarization, $\Lambda_z \sim 0.85$
- ◇ Electron beam polarization, $P_e \sim 0.85$

$$P_\gamma = P_e \cdot \frac{\left(\frac{4}{E_e}\right) E_\gamma - \left(\frac{4}{E_e}\right)^2 E_\gamma^2}{4 - \left(\frac{4}{E_e}\right) E_\gamma + 3 \left(\frac{4}{E_e}\right)^2 E_\gamma^2}$$

Circular polarization of the photon beam as a function of photon energy, $E_e = 1.645\text{GeV}$



The photon energy [GeV]	The photon polarization
[0.3,0.4]	0.209
[0.4,0.5]	0.277
[0.5,0.6]	0.348
[0.6,0.7]	0.419
[0.7,0.8]	0.490
[0.8,0.9]	0.559
[0.9,1.0]	0.624
[1.0,1.1]	0.683
[1.1,1.2]	0.734
[1.2,1.3]	0.777
[1.3,1.4]	0.810
[1.4,1.5]	0.833
[1.5,1.6]	0.846